

**CRAIGMOHR
RESIDENCE**

ADDRESS:

**590 CRAIGMOHR,
WEST VAN., BC**

LEGAL DESCRIPTION:

**LOT 3
BLOCK 7
DISTRICT LOT 866
GROUP -
PLAN 11789**

PID: 009-030-956

No.	Date	Revision
1	11/28/14	ISSUED FOR BP
2	04/17/15	REV. FOR EDP & BP
3	08/12/15	REV. FOR BP
4	09/10/15	REV. FOR BP

All ideas, designs and plans indicated or represented by this art are owned by and remain the property of the Designer. No part shall be used or disclosed to anyone without permission of the Designer.

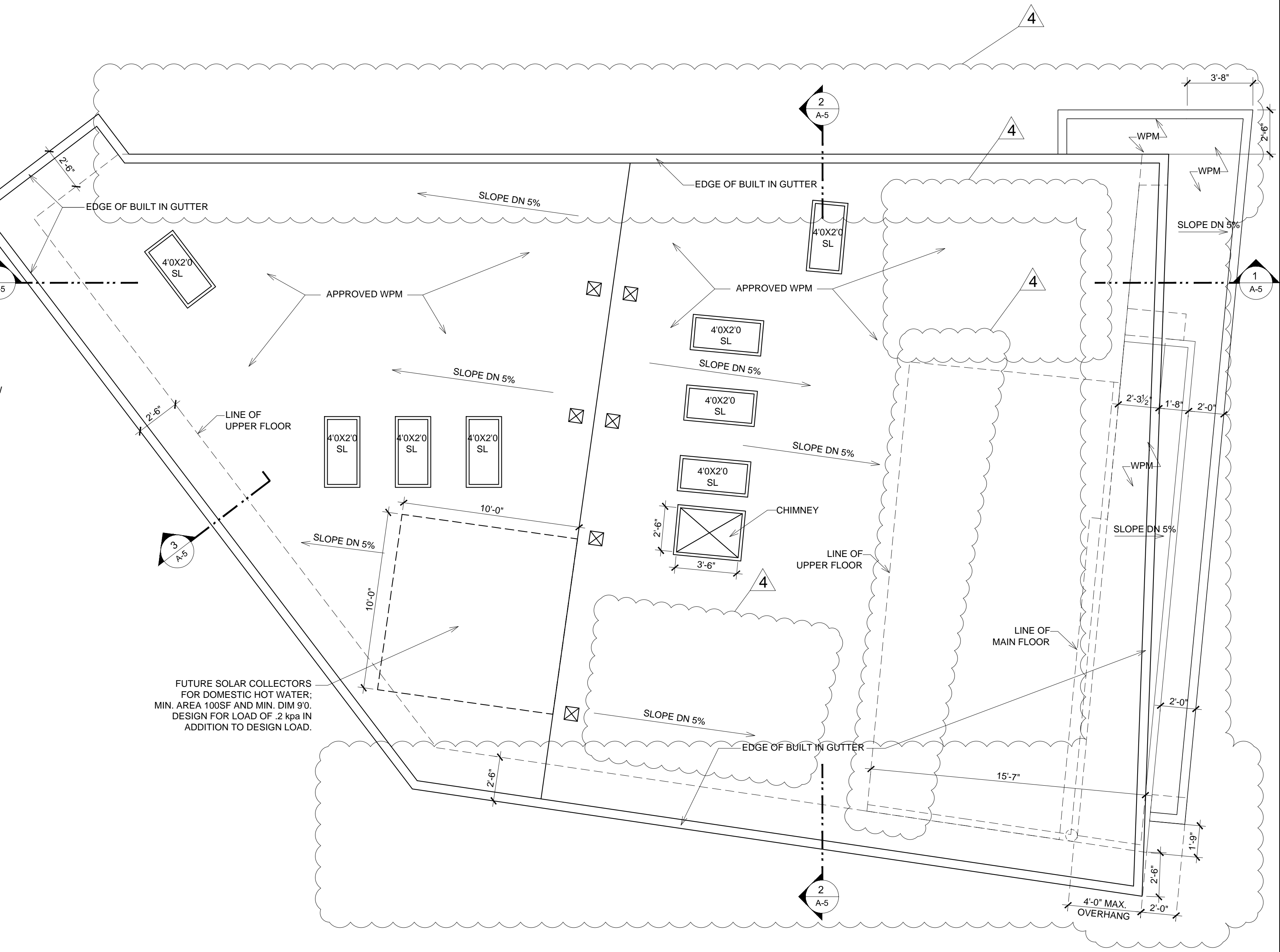
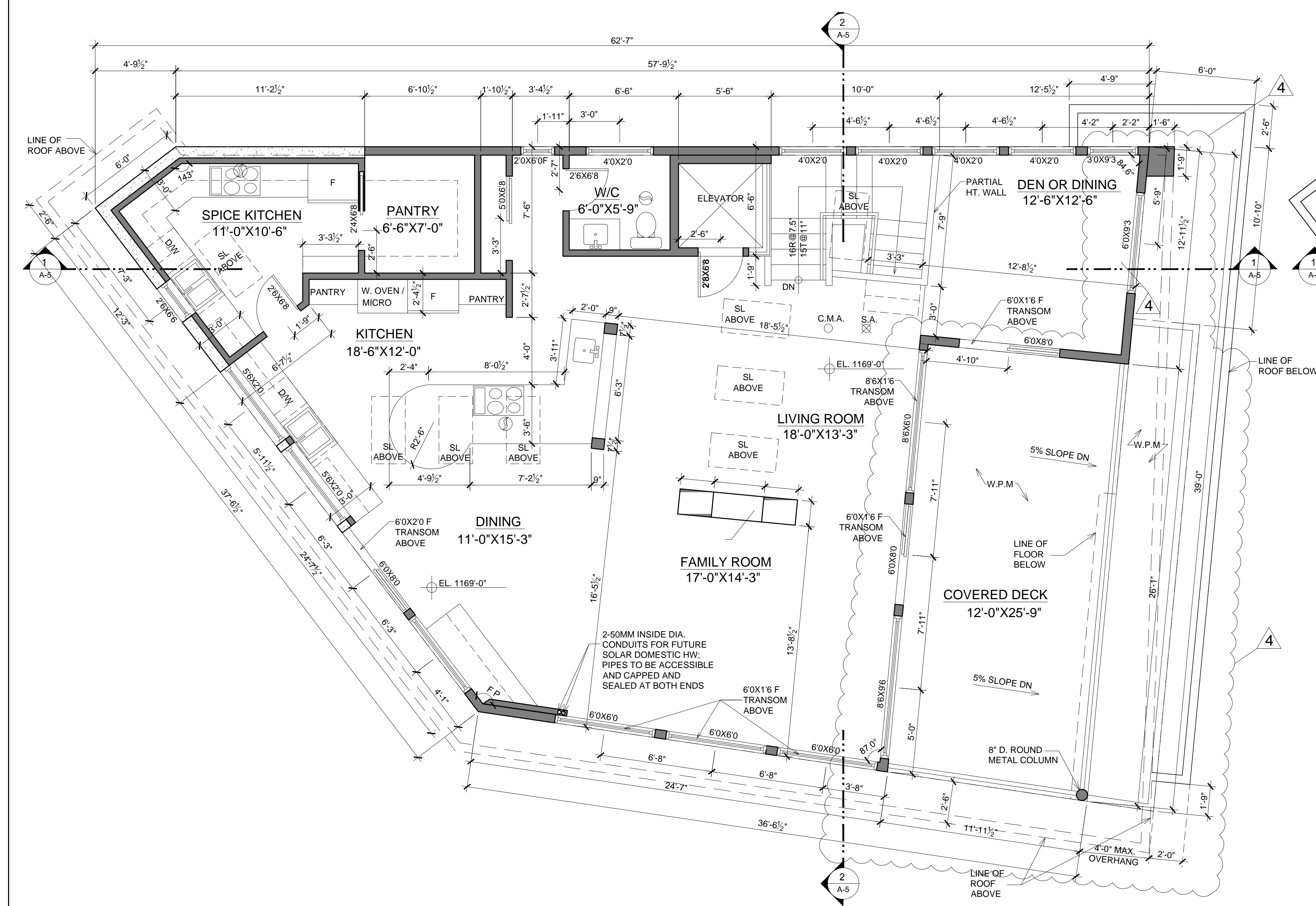
Title
**UPPER FLOOR AND
ROOF PLAN**

Date
SEPTEMBER 10TH, 2015

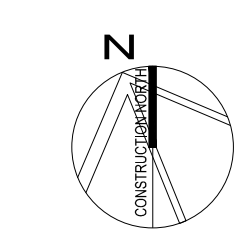
Scale
AS SHOWN

Drawing No.

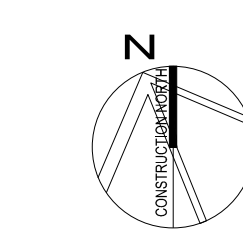
A3



1 UPPER FLOOR PLAN
Scale: 1/4" = 1'-0"
UPPER FL 1693 SF



1 ROOF PLAN
Scale: 1/4" = 1'-0"



PLAN LEGEND:

- 1 DOOR C/W SELF CLOSER AND WEATHER STRIPPING
- 2 18" HIGH WINDOW SEAT; NOTE: STOP FLOOR FRAMING AT EDGE OF EXT. WALL
- 3 20 MIN RATED DOOR C/W SELF CLOSER AND WEATHER STRIPPING
- C.M.A. = CARBON MONOXIDE ALARM
- S.D. = SMOKE DETECTOR (SMOKE DETECTORS TO BE INTERCONNECTED)
- FD = FLOOR DRAIN
- CB = CATCH BASIN
- ⊕ = EXHAUST FAN; VENT TO OUTSIDE
- ⊗ = ROOF VENTILATION JACK

PLANS NOTES:

1. INTERIOR DIMENSIONS TO FACE OF GWB U.N.O.
2. EXTERIOR DIMENSIONS TO FACE OF SHEATHING OR CONCRETE U.N.O.
3. GRADE TO SLOPE AWAY FROM HOUSE BY A MIN. OF 2%.
4. DOORS AND WINDOWS TO BE CENTERED BETWEEN ADJACENT WALLS U.N.O.

REFER TO STRUCTURAL DRAWINGS FOR STRUCTURAL DESIGN

LEGEND:

- O.H. = OVERHANG
- ⊗ = ROOF VENTILATION JACK

ROOF PLAN NOTES:

1. ALL ROOF OVERHANGS 2'-6" UNO.
2. VENTILATE ROOF SPACE OR ATTIC ABOVE AN INSULATED CLG. TO 1/300 OF INSULATED CLG. AREA, WITH A MIN. OF 25% OF VENTING AT SOFFIT AND 25% AT RIDGE.
- IN ROOFS HAVING SLOPE OF LESS THAN 1:6 OR OF JOIST CONSTRUCTION, VENTILATE ROOF TO 1/500 OF THE INSULATED CLG. AREA.